



TELEHANDLERS

TL519, TL623, TL723, TL923



EVERY JOB IS IN YOUR REACH.

Bobcat® telehandlers reach far and lift high, making them a go-to favorite for farming, construction, landscaping, snow removal and rental. Highly maneuverable, these telehandlers offer four steering modes – all-wheel, front-wheel, crab and semi-crab – to work efficiently in tight quarters. A powerful boom gives you maximum rated capacity at full lift height, and it extends your reach over fences, walls, landscaping and other obstacles. Like our legendary loaders and excavators, this telehandler lineup is designed to give you more versatility with an extensive array of Bobcat attachments.



Machine: TL519
Attachment: Bale Fork

PERFORMANCE

MONUMENTAL LIFT, HEIGHT & REACH

Bobcat telehandlers are hard-working and durable – they're sized for virtually every application, putting endless possibilities within reach.

FEATURES: ALL MODELS

Two-Stage, Low-Profile Boom

The low-profile, extendable boom gives you the power to access a wide range of lift heights and reach lengths. The boom position provides excellent visibility to the operator's right side. The low boom pivot point in the rear helps make it a powerful machine when pushing. As the machine pushes, more of the weight stands on the front axle.

Turbo-Charged Non-DPF Engine

The Tier 4 non-DPF engine offers power with no regeneration. You'll experience less downtime, lower maintenance costs and improved reliability.

Hydrostatic Transmission

Bobcat telehandlers offer a heavy-duty hydrostatic transmission for smooth, quick power, plus high wheel torque for digging and pushing. Operation is safe and easy, with many additional features to help you get the job done quickly and efficiently. The TL723 features a two-speed gear box while the TL923 features the V-Drive (CVT) to maximize machine efficiency.

Boom Float

Enable boom float while moving on uneven ground for smooth performance with attachments. Float in reverse to level with a bucket.

Automatic Tilt (Attachment) Positioning

Standard on all Bobcat telehandler models, the attachment level feature speeds material handling and boosts productivity by preventing spillage and ensuring consistent productive attachment performance.

Large Diameter Tires

Large-diameter tires have an aggressive all-terrain tread that ensure Bobcat telehandlers won't bog down in soft ground conditions.

Counterweight

The standard counterweight provides for greater load and reach capacity.

Optimum Tractive Effort

Turbo-charged Tier 4 Bobcat engines achieve optimum tractive force, giving these telehandlers impressive pushing power in their size classes.

Automatic Ride Control

Automatic ride control comes standard on the TL623, TL723 and TL923 to reduce material spillage, allowing operators to travel at faster speeds for increased productivity. Thanks to its dampening effect, the feature also increases comfort by offering a smoother ride when traveling across uneven terrain. *(optional on the TL519)*



7,718 LB.
MAX RATED CAPACITY

22 FT. 9 IN.
LIFT HEIGHT

13 FT. 5 IN.
REACH



9,039 LB.
MAX RATED CAPACITY

23 FT. 1 IN.
LIFT HEIGHT

13 FT. 5 IN.
REACH

FEATURES: TL723 & TL923 EXCLUSIVES

V-Drive Hydrostatic Transmission

The TL923 features a V-Drive hydrostatic transmission that eliminates the need for manual gear shifts, ultimately providing a smoother ride and operating experience. The V-Drive transmission comes standard with features designed to optimize fuel efficiency:

- **Stop & Start:** Temporarily stops the engine when idling, automatically restarting once reengaged.
- **Maximum Speed Limiter:** Optimizes fuel consumption by allowing equipment owners to set a maximum speed limit for their operators.
- **ECO-Ride:** Reduces fuel consumption by lowering engine rpm once the travel speed is stabilized.
- **Cruise Control:** Enhances fuel economy by maintaining a constant speed.

Heavy-Duty Lift Cylinder

The heavy-duty lift cylinder allows for more capacity and improved lifting performance.

Z-Bar Boom Linkage

The Z-bar boom linkage is designed for high loading performance, giving operators an optimized tilting angle for dumping and more breakout force to lift material out of a pile and dump it easily.

Patented Hydraulic Lift System

The patented hydraulic lift system with advanced high-flow technology optimizes lift capabilities while providing high-speed boom movement. You'll also experience unrivaled multi-functioning performance during the lift cycle.

Load-Sense Hydraulic System

The hydraulic system is designed for faster boom speeds and heavier lifting, giving you extra power for smoother control when loaded and the fastest boom cycle times possible when empty. You'll achieve faster boom movement at a lower rpm with improved multi-functional capability.



5,512 LB.
MAX RATED CAPACITY

19 FT. 4 IN.
LIFT HEIGHT

11 FT. 2 IN.
REACH



6,000 LB.
MAX RATED CAPACITY

22 FT.
LIFT HEIGHT

13 FT. 3 IN.
REACH

Machine: TL923
Attachment: Bucket



VERSATILITY



Machine: TL519
Attachment: Bucket

ENDLESS VERSATILITY

Reach into the highest trucks and over fences, stockpile and stack materials, or backfill hard-to-reach areas with the two-stage, low-profile boom.

FOUR STEERING MODES

Bobcat telehandlers have four steering modes to give you tailored maneuverability for every application.

All-Wheel Steer	Allows you to make quick and tight turns
Front-Wheel Steer	Standard steering mode; front wheels control the direction of the machine
Crab Steer	Allows precise side-to-side positioning
Semi-Crab Steer	Allows operators to set the rear wheels in crab position while steering with the front wheels

Semi-Automatic Wheel Realignment

When you cycle through different steering modes, the Bobcat telehandler wheel alignment system semi-automatically reorients your wheels to quickly and easily transition from front-wheel, all-wheel, crab steer and semi-crab steer.

FIVE OPERATION MODES

Five operation modes give you the versatility you need for a wide variety of applications.

1. ECO MODE

ECO mode allows you to maintain hydraulic performance without using full engine power – allowing you to work with lower rpm, less noise and lower fuel consumption. Easily turn on or off using a control panel button.

2. SMOOTH DRIVE MODE

Easily shift from Dynamic Drive Mode to Smooth Drive Mode for a smoother response to acceleration and deceleration, enhancing precision at lower speeds.

3. DYNAMIC DRIVE MODE

Take full advantage of the high productivity of the Bobcat telehandler with Dynamic Drive Mode, offering increased responsiveness to acceleration and deceleration.

4. FLEX DRIVE MODE

Use the engine speed lever to bring a new dimension to driving by managing the travel speed independently from the engine speed. You achieve a whole new level of efficiency and precision.

5. ADVANCED ATTACHMENT CONTROL MODE

Control the engine and travel speed separately for full auxiliary hydraulic performance.

Precise Drive and Engine Speed Settings – Precision is key to attachment productivity. Set drive speed increments from 1 to 99 for the ideal combination of attachment performance and machine control. You can increase engine rpm with the engine speed lever and maximize your attachment productivity.

Attachment Travel Mode – When you need to move to a new location, press a button to switch to faster travel on the fly. When you're back in position for attachment work, you can return to your previous attachment control mode settings.



Machine: TL723
Attachment: Bucket

TWO TRAVEL SPEEDS

Bobcat TL519 and TL623 telehandlers offer two speed modes for improved productivity. “Travel speed” enables movement across longer distances (actual speeds vary between models). “Work speed” provides maximum pushing power with higher engine rpm to match tractive effort to ground conditions. Its balanced performance and precise control help you tackle challenging tasks, from routine loading to material handling.

A convenient button on the joystick allows the operator to easily change speeds, adapting to meet the needs of the job at hand.

TWO-SPEEDS, LOW AND HIGH

The Bobcat TL723 telehandler offers a low-speed range and high-speed range, and each range features two-speed travel. This gives operators four total speeds for greater productivity.

CONTINUOUSLY VARIABLE TRANSMISSION (CVT)

The Bobcat TL923 telehandler has a hydrostatic V-Drive (CVT) Transmission with two speed modes. Designed for smooth operation and precise control, there's no need to shift gears manually. It will adjust according to the power and torque required.

MAX. RATED CAPACITY

Confidently lift up to:

- 5,512 pounds (TL519)
- 6,000 pounds (TL623)
- 7,718 pounds (TL723)
- 9,039 pounds (TL923)



Machine: TL623
Attachment: Bale Spear

ATTACHMENTS



Machine: TL623
Attachment: Angle Broom

ATTACHMENT-READY

Pick a job – any job. Comparable machines can't match a Bobcat telehandler's versatility.

It doesn't just pick and place materials; it works with the widest range of attachments you can find on a telescoping work machine. This gives you the best of both worlds: the extended reach and great rated load capacity of a telescoping boom with the versatility advantage of numerous attachments.

Auxiliary Hydraulics

Auxiliary hydraulic couplers with integrated pressure release are located conveniently on the front of the boom, enabling operators to change hydraulic attachments quickly and easily.

Auxiliary Flow Management

Operators can set the amount of continuous auxiliary hydraulic flow – up to 100% – to achieve the attachment performance that's necessary for optimal productivity.

Continuous Hydraulic Flow With Dual Detent

Dual-direction detent allows hydraulic flow to be engaged continuously, in either direction, without holding a switch. This gives operators more flexibility in using hydraulic-powered attachments.

7-Pin Attachment Control Device (ACD)

Get additional control and functionality in selected attachments with the 7-pin attachment control device. Several attachments require control of more than one function, and this system gives you fingertip control of these extra functions. On-the-fly adjustments, such as the angle of an angle broom attachment, are quick and easy with a simple push button.

Intuitive Joystick Controls

Fingertip controls make it easy and comfortable to operate Bobcat telehandlers. On the front side of the joystick, the Forward-Neutral-Reverse directional switch can be operated with the index finger. The two-speed travel switch, boom float, boom extension and auxiliary hydraulics are located at the top of the joystick.

POWER BOB-TACH® ATTACHMENT MOUNTING SYSTEM

In the TL519 and TL623, you can change non-hydraulic attachments without ever leaving the cab using the time-tested Power Bob-Tach® mounting system. Just line up the attachment and press the switch.

SHARE ATTACHMENTS ACROSS MULTIPLE MACHINES

Telehandlers equipped with Bob-Tach can share select attachments with other Bobcat compact equipment for even greater versatility. Use pallet forks, a bucket or grapple, then quickly and easily switch to other approved attachments to conquer a wide variety of jobs.

POWER QUICK-TACH

The TL723 and TL923 have a standard power Quick-Tach attachment mounting system that provides robust attachment versatility. The hydraulic lock function allows you to change non-hydraulic attachments safely and quickly without leaving the cab. With the power Quick-Tach system, operators push a button to retract the pins and release to quickly secure the attachment.

TL519 & TL623 Attachments

- Angle broom
- Auger
- Bucket
- Combination bucket
- Flail cutter
- Grapple, industrial
- Grapple, root
- Pallet fork, fixed
- Pallet fork, floating (TL519 only)
- Rock bucket
- Snow blade
- Snow pusher pro
- Soil conditioner
- Sweeper
- Truss boom

TL723 & TL923 Attachments

- Adapter frame
- Bucket
- Grapple, ag
- Pallet fork, fixed
- Pallet fork, floating




Machine: TL519
Attachment: Snow Pusher Pro

UPTIME PROTECTION

Bobcat prides itself on building quality machines designed to protect themselves - and your investment. Every part is strategically positioned to maximize uptime and increase productivity. Made with strong materials, the telehandler lineup offers reliable performance from front to back.



Machine: TL923
Attachment: Pallet Fork



SIMPLE, STATE-OF-THE-ART AND NON-DPF

The Bobcat telehandler engine achieves Tier 4 standards without a diesel particulate filter. Non-DPF engines have fewer components, which offers a range of benefits like increased reliability, easy maintenance with no filter changes, and no regeneration downtime.

Sealed Engine Compartment

The engine compartment provides a completely enclosed environment that helps to shut out dust and debris, ensuring long component life.

Automatic Battery Disconnect

A few moments after you turn off your machine, the battery is automatically disconnected, preventing accidental battery discharge.

Common Parts

Many telehandler parts are the same ones used in our legendary compact loader line, which ensures easy parts availability and minimal downtime if there is an issue.

Clean Workgroup Plumbing

Hydraulic hoses are carefully routed to minimize exposure to friction and contact with jobsite objects and obstacles.

Cyclonic Air Prefilter

The built-in cyclonic air prefilter and automatic dust evacuation help maximize your uptime. This technology cuts down filter clogging and ensures efficient engine cooling in dusty environments.

Impact-Resistant Engine Access Panel

The engine access panel resists damage and retains its good looks for years, thanks to its flexible, resilient and rust-free composite construction.

Reinforced Heavy-Duty Boom Pivot and Enclosed Frame Welds

The boom pivot features thick steel reinforcement for enhanced durability and long life. Heavy-duty enclosed frame welds offer additional support throughout the frame.

Poly Fuel Tank

Diesel is contained in a durable, rust-free polypropylene fuel tank to minimize condensation and contamination of the fuel system.

Side-by-Side Cooling Design

The radiator, oil cooler and intake air coolers are mounted side by side, carefully located to receive the same quality and temperature of air, which provides efficient, consistent cooling ability, even in the most severe and dirty conditions.

Automatic Reverse Cooling Fan

Excellent for dusty and light-material applications, the available reversible fan gives you the ability to keep the radiator area cleaner for longer – extending productivity and uptime while reducing the immediate need to clean debris by hand. Just flip a switch to reverse the cooling fan or set it to automatically reverse at 30-, 45-, 60- or 90-minute intervals to purge the system of dust and debris.

Optional Window Guards

Designed to protect you and your investment in the toughest conditions, the optional front and top window guards protect your machine from falling and flying debris.

Protected Cylinders

Cylinders are strategically located in areas that are less prone to damaging contact on the job, protecting them from harm.

Fine Mesh Intake Screen

The engine cover screen helps prevent large debris from entering the engine basket and plugging the radiator.

Machine Protection

The machine protection system monitors engine and hydraulic functions. If conditions risk damage to the engine or hydraulic components, the system will alert the operator and, if necessary, de-rate engine power as well as hydraulic flow. It still allows the operator to move the telehandler to an area for diagnosis.



Machine: TL623
Attachment: Light Material Bucket

Box-Welded Frame With Protective Chassis

Bobcat has designed all of its telehandlers with the same robust box-welded frame for enhanced rigidity – plus a low center of gravity for great overall stability. The engine, cooling system and many critical components are well-protected within the center of the chassis, ensuring minimal wear and tear due to jobsite obstacles or harsh terrain.

Heavy-Duty Engine Mounts and Compartment

A protected engine on Bobcat telehandlers starts with a thick steel frame that covers both sides and the bottom of the engine. Rubber engine mounts reduce shock on difficult terrain.

Robust Boom Design

Bobcat telehandlers are designed with a combination of features that maximize reliability in even the most severe conditions, including high-tensile steel construction, U-welded shapes, an integrated boom head and robust wear pads.

CAB COMFORT

Bobcat has designed its telehandler cabs to provide an industry-leading operator experience, offering advanced comfort and increased ease of operation. Our operator-centered design provides high visibility, excellent ergonomics, a comfortable extension seat, and efficient heat and air conditioning. The easy-to-read instrument panel and LED display provide enhanced control and monitoring. For all-day operation, the comfort of operating a Bobcat telehandler is unmatched.

MULTI-CONTROL JOYSTICK

Experience an industry-leading joystick that sets Bobcat telehandlers apart. One joystick controls travel direction, lift and tilt functions, boom extension, and auxiliary hydraulics. This gives the operator the ability to accurately lift loads. It also allows operators to use several machine functions at the same time from one control point, enabling more precision and higher productivity. Fingertip control access makes it easy and comfortable to operate the telehandler.

TILT AND TELESCOPIC STEERING WHEEL

The steering wheel can be adjusted to find the perfect fit for any operator.

HIGH-VISIBILITY DESIGN

The low-profile boom on the Bobcat telehandler sits below the operator's eye level to provide an optimal view of your surroundings. The redesigned engine basket sits lower for even greater visibility. Front, top and rear window wipers clear away moisture and minimize the buildup of dust, debris and mud. Multiple mirrors on the operator's left and right assist you when working in tight areas. An optional rear mirror kit and rear view camera kit are also available.

WRAPAROUND REAR WINDOW

The TL723 and TL923 have a unique wraparound rear window that enhances visibility to the side and rear of the machine.

Machine: TL623

Boom Cushioning System

The boom cushioning system makes it easier to confidently handle your load, allowing for smoother motion as the attachment angles to its minimum or maximum pitch, or when the boom reaches full retraction.

Smart Handling System (SHS)

SHS combines productivity and precision, allowing you to set the boom speed for lifting, telescoping and tilting, adapting the machine to your work. It's ideal for achieving precise boom motion when the job demands high-rpm performance.

Suspended Cab

A cushioning spring suspension isolates and reduces vibration inside the cab and improves ride quality.

Optional Keyless Start System

The keyless start option gives you the convenience of keyless start and the added security of an owner-defined numeric code.

Road Lights

Bobcat telehandlers include standard high- and low-beam headlights, turn signals, hazard lights, and taillights.

Work Lights

LED work lights are strategically positioned on the machine – two on the front of the cab, one on the rear of the cab and one on the right rear frame – giving you the light you need to work in low light levels or finish a day that extends into evening hours.

Radio Ready

Bobcat telehandlers come radio ready with wiring, speakers and antenna. A quick and easy install of this stereo system will enhance your operating experience.

Standard Heat and Air Conditioning

The AC unit is integrated into the machine's design instead of added later, which eliminates the risk of a bulky add-on obstructing visibility or getting in your way.

High-Comfort Heated Air-Suspension Seat

The TL923 features a high-comfort, heated air-suspension seat. It adjusts to the operator's weight for maximum comfort during a long day's work. When it's cold outside, the heated seat makes a perfect complement to the automatic temperature control.

Seat-Mounted Joystick With Adjustable Armrest

As the TL923's suspension seat moves up and down, the joystick moves with the seat for added comfort and enhanced controllability during operation. Operators can adjust the joystick up and down to their preferred position.

EASE OF USE

SIMPLE CONTROLS



Dynamic Braking System

The dynamic braking system will decelerate and stop the machine as soon as you let your foot off the accelerator pedal – unlike a torque converter-style transmission that coasts before coming to a complete stop. This gives you maximum control on slopes where you can easily inch your way up or down without having to apply the brake.

Foot Pedals and Steering Wheel

The familiar steering wheel, accelerator pedal and brake pedal make maneuvering around jobsites simple.

Automatic Parking Brake With Slope Assist

When you release the accelerator pedal as the engine idles, the telehandler parking brake automatically engages for operator convenience. To disengage, press the button on the instrumentation panel or press down on the accelerator pedal. The telehandler's slope assist holds the machine's position on inclines and trailer ramps, giving you easier, more intuitive control on every type of surface.

Brake Pedal With Inching Control

Slowing down the machine to load a truck or carefully maneuver around obstacles should not slow down hydraulic performance. Bobcat telehandlers feature a brake pedal with inching control that allows you to precisely manage ground speed while maintaining engine rpm. This allows you to retain full power to the work group and the attachment for quick cycle times.

7-Inch Display

Featured on the TL923, the 7-inch display is the most advanced in-cab display, providing detailed machine information and unprecedented device connectivity. The display also supports multiple languages along with the following features:

- Machine Vitals: Access many machine vitals to help monitor machine performance.
- Detailed Fault Code Information: Descriptions of active and historical fault codes, including troubleshooting steps to identify root causes and assess their impact on your machine.
- Maintenance Tracking: Multiple adjustable preventative maintenance schedules for tasks such as changing engine oil, hydraulic fluid, and filters, along with service detail documentation
- On-Screen Attachment Control: Use the display to monitor and position select attachments. To further enhance operator productivity, the display will provide tips and information for using attachments as well
- 20 Unique Operator Codes: Password-protected keyless start with one owner and 20 operator profiles minimizes theft risk and enables monitoring of operator and job statistics
- Bluetooth®: allows for a wide range of on-the-job entertainment plus the ability to make and receive hands-free phone calls. Stream music from your phone, tablet or other device using the Bluetooth connected radio. Import contacts from your mobile phone to make easy, high-fidelity calls from inside the cab.

5-Inch Display

Standard on the TL519, TL623, and TL723, the 5-inch LCD display provides diagnostics and detailed operation information you can access through the display including monitoring, troubleshooting and error conditions. If there's a problem with the system voltage, engine oil pressure, engine coolant temperature, and other major functions, you'll know. Get a clear, easy-to-read overview of machine operation at the touch of a button: job hours, travel or engine speed, boom angle, auxiliary hydraulic flow setting and much more.

- Jog Shuttle: The jog shuttle provides easy display navigation. Scroll through the navigation bar and press the button to activate the desired function. You can reach any of your main screens' handy shortcuts with the jog shuttle.

SERVICEABILITY

EASY SERVICEABILITY



Bobcat knows you want to spend your day working - not servicing your components. That's why Bobcat telehandlers are designed for quick routine maintenance and simple repairs.

EASY ENGINE ACCESS

The side-mounted engine puts routine maintenance checks, filters and other engine components in easy reach.

SIMPLE COOLING SYSTEM CLEANOUT

The side-by-side mounted radiator, oil cooler and fan provide a clean engine compartment layout for easy access. Dirt and debris removal is quick and simple.

DOUBLE-ELEMENT AIR FILTER

Uptime protection is critical for a machine this versatile, and it starts with a double-element air cleaner system.

ADJUSTABLE BOOM GUIDES

Nylon wear pads on the inside corners of the extendable boom allow for better guidance and reduce free play of the boom. They're easily adjustable and require minimal servicing and greasing.

BOBCAT SERVICE ANALYZER

This feature allows your dealer to download machine performance data – including faults, warning codes and more – to quickly troubleshoot machine issues and correct them.

OIL FILTER ACCESS

The oil filter and other service points are conveniently located for easy access and simple, fast serviceability.

MAINTENANCE TRACKING

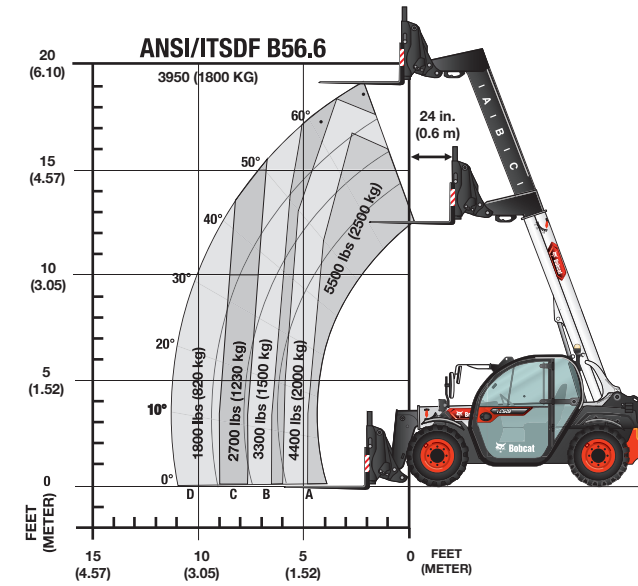
Exclusive to the TL923 telehandler. Monitor machine vitals, view default code information, and create schedules for preventative maintenance right from your 7-inch LED display.

SPECIFICATIONS

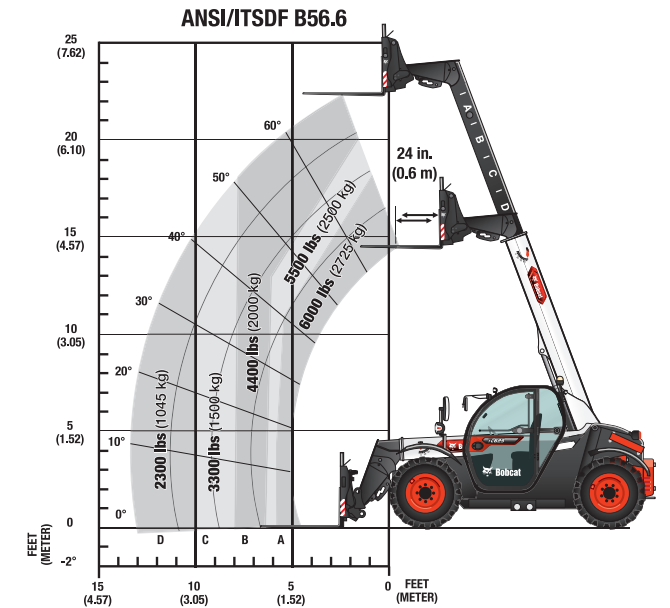


MODEL	TL519	TL623	TL723	TL923
PERFORMANCE				
Operating Weight	9936 lb. (4507 kg)	12,191 lb. (5530 kg)	16,471 lb. (7470 kg)	18,375 lb. (8334 kg)
Max. Rated Capacity	5512 lb. (2500 kg)	6000 lb. (2725 kg)	7718 lb. (3500 kg)	9039 lb. (4100 kg)
Max. Rated Capacity at Full Height	3968 lb. (1800 kg)	4400 lb. (2000 kg)	7718 lb. (3500 kg)	7055 lb. (3200 kg)
Max. Rated Capacity at Full Reach	1807 lb. (820 kg)	2300 lb. (1050 kg)	3308 lb. (1500 kg)	3748 lb. (1700 kg)
Auxiliary Hydraulic Flow	21.1 gpm (80.0 L/min.)	21.1 gpm (80.0 L/min.)	26.4 gpm (100.0 L/min.)	39.6 gpm (150.0 L/min.)
Hydraulic Pressure	3626 psi (250 bar)	3626 psi (250 bar)	3625 psi (250 bar)	3698 psi (255 bar)
Lift Height	232.7 in. (5910 mm)	264.2 in. (6711 mm)	273.9 in. (6957 mm)	277.2 in. (7041 mm)
Max. Reach	134.3 in. (3410 mm)	159.8 in. (4060 mm)	161.5 in. (4102 mm)	162.3 in. (4122 mm)
Reach at Max. Height (24" load center)	25.2 in. (639 mm)	30.9 in. (786 mm)	48.1 in. (1223 mm)	51.8 in. (1315 mm)
Bucket Dump Height	153.3 in. (3894 mm)	153.5 in. (3900 mm)	153.5 in. (3900 mm)	153.5 in. (3900 mm)
Reach at Dump Height	46.2 in. (1175 mm)	46.2 in. (1175 mm)	46.3 in. (1175 mm)	46.3 in. (1175 mm)
Bucket Dump Angle Full Height	48°	54°	48°	61°
Max. Travel Speed – Low	4.3 mph (6.9 km/hr.)	4.7 mph (7.5 km/hr.)	3.7 mph (6.0 km/hr.)	12.4 mph (19.9 km/hr.)
Max. Travel Speed – High	17.0 mph (27.3 km/hr.)	18.3 mph (29.5 km/hr.)	18.7 mph (30.0 km/hr.)	24.8 mph (40.0 km/hr.)
DIMENSIONS				
Tires	305/70-16.5	405/70-20	400/80-24	400/80-24
Length Fork Face to Rear	157.0 in. (3989 mm)	196.7 in. (4997 mm)	191.7 in. (4869 mm)	195.9 in. (4975 mm)
Length Front Tire to Rear	135.5 in. (3442 mm)	164.8 in. (4185 mm)	159.8 in. (4058 mm)	167.6 in. (4256 mm)
Wheelbase	92.9 in. (2360 mm)	111.0 in. (2820 mm)	113.0 in. (2870 mm)	113.0 in. (2870 mm)
Ground Clearance	9.8 in. (250 mm)	10.4 in. (264 mm)	16.9 in. (430 mm)	16.9 in. (430 mm)
Cab Height	76.0 in. (1930 mm)	84.3 in. (2140 mm)	96.7 in. (2457 mm)	96.7 in. (2457 mm)
Cab Height With Beacon	82.1 in. (2085 mm)	90.2 in. (2290 mm)	100.8 in. (2561 mm)	100.8 in. (2561 mm)
Width	72.1 in. (1832 mm)	82.7 in. (2100 mm)	90.6 in. (2300 mm)	90.6 in. (2300 mm)
Tread	59.1 in. (1500 mm)	65.6 in. (1666 mm)	74.6 in. (1895 mm)	74.6 in. (1895 mm)
Inside Turning Clearance	45.9 in. (1165 mm)	52.3 in. (1329 mm)	43.0 in. (1092 mm)	43.0 in. (1092 mm)
Fork Turning Clearance	168.1 in. (4271 mm)	199.4 in. (5066 mm)	197.4 in. (5015 mm)	195.4 in. (4962 mm)
ENGINE				
Make/Model	Bobcat D24 Turbo-charged (T4)	Bobcat D34 Turbo-charged (T4)	Bobcat D34 Turbo-charged (T4)	Bobcat D34 Turbo-charged (T4)
Fuel/Cooling	Diesel/Liquid	Diesel/Liquid	Diesel/Liquid	Diesel/Liquid
Cylinders	4	4	4	4
Horsepower	74.0 hp (54.6 kW)	74.2 hp (55.3 kW)	100.0 hp (74.5 kW)	135.0 hp (100.7 kW)
Rated rpm	2400 rpm	2400 rpm	2400 rpm	2400 rpm
Torque	206.5 ft.-lb. (280 Nm) @1600 rpm	265.5 ft.-lb. (360 Nm) @1400 rpm	316.7 ft.-lb. (430 Nm) @1400 rpm	368.3 ft.-lb. (500 Nm) @1400 rpm
Displacement	146.0 cu. in. (2.4 L)	208.0 cu. in. (3.4 L)	207.5 cu. in. (3.4 L)	207.5 cu. in. (3.4 L)
Full Tank Capacity	17.2 gal. (65.0 L)	30.4 gal. (115.0 L)	36.4 gal. (138.0 L)	36.4 gal. (138.0 L)
OPERATION				
Four Wheel Drive	Std	Std	Std	Std
Hydrostatic Transmission	Std	Std	-	-
Hydrostatic Transmission+ 2-Speed Gearbox	-	-	Std	-
CVT Hydrostatic Transmission	-	-	-	Std
Advanced Attachment Control Mode	Std	Std	Std	Std
Inching Control	Std	Std	Std	Std
Dynamic Braking	Std	Std	Std	Std
Spring-Applied Pressure Release Brakes	Std	Std	Std	Std
FEATURES				
Self Diagnostic Troubleshooting	Std	Std	Std	Std
5" Display	Std	Std	Std	-
7" Display	-	-	-	Std
Reversible Fan	Std	Std	Std	Std
Removable Beacon	Std	Std	Std	Std
Cab With Heat and Air Conditioning	Std	Std	Std	Std
Cloth Suspension Seat	Std	-	-	-
Air-Suspension Seat	-	Std	Std	-
Heated Air-Suspension Seat	-	-	-	Std
Front/Rear LED Work Lights	Std	Std	Std	Std
Road Lights	Std	Std	Std	Std
Pin Style Rear Hitch	Std	Std	Std	Std
Front-Top-Rear Window Wipers	Std	Std	Std	Std
Backup Alarm	Std	Std	Std	Std
Retractable Seat Belt	Std	Std	Std	Std
Boom Angle Indicator	Std	Std	Std	Std
Automatic Ride Control	-	Std	Std	Std
SHS (Smart Handling System)	Std	Std	Std	Std
Battery Disconnect	Std	Std	Std	Std
12 Volt Accessory Port	Std	Std	Std	Std
Cup Holder	Std	Std	Std	Std
ATTACHMENT CAPABILITIES				
Power Bob-Tach Attachment Mounting System	Std	Std	-	-
Power Quick-Tach Attachment Mounting System	-	-	Std	Std
Auxiliary Hydraulics With Quick Couplers	Std	Std	Std	Std
Pressure Release Block	Std	Std	Std	Std
Fingertip Auxiliary Control	Std	Std	Std	Std
Fingertip Boom Extension Control	Std	Std	Std	Std
Attachment Control Kit (7-pin connector)	Std	Std	Std	Std

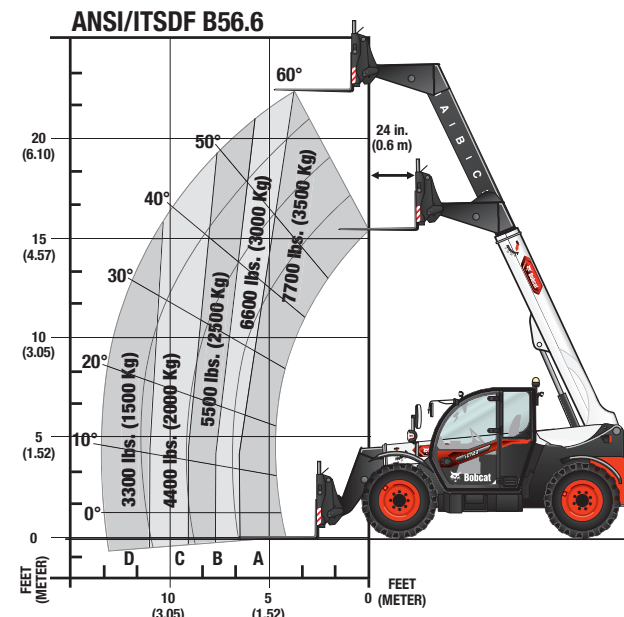
TL519



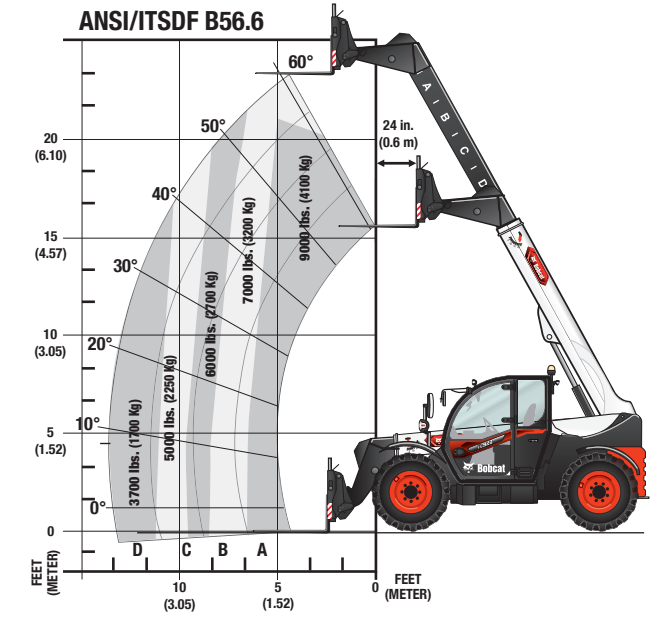
TL623



TL723



TL923







TL623

Certain specification(s) are based on engineering calculations and are not actual measurements. Specification(s) are provided for comparison purposes only and are subject to change without notice. Specification(s) for your individual Bobcat equipment will vary based on normal variations in design, manufacturing, operating conditions, and other factors. Where applicable, dimensions are in accordance with ISO standards. Specifications and design are subject to change without notice. Pictures of Bobcat units may show other than standard equipment. All dimensions are given for Bobcat telehandlers with standard tires. All dimensions are shown in inches. Respective metric dimensions are enclosed by parentheses. Bobcat Company complies with the requirements of ISO 9001 as registered with BSI.



Bobcat Company is a member of the Doosan Group. Doosan is a global leader in construction, grounds maintenance and material handling equipment, power and water solutions, and engineering that has proudly served customers and communities for more than a century. Bobcat®, the Bobcat logo and the colors of the Bobcat machine are registered trademarks of Bobcat Company in the United States and various other countries. ©2025 Bobcat Company. All rights reserved.

BOBCAT COMPANY • 250 EAST BEATON DRIVE • WEST FARGO, ND 58078 • BOBCAT.COM

DOOSAN

**B-1991 (07/25)
EP-5M-0225-19079-F**